
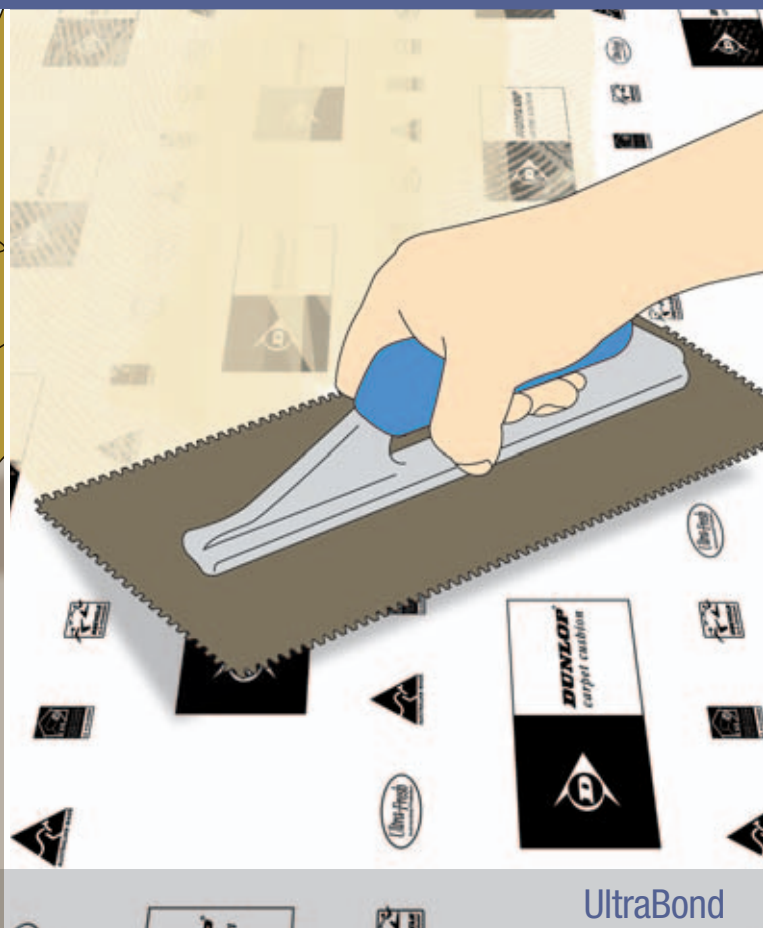



Dunlop Adhesives:
specially formulated
for Dunlop Double Bond
carpet cushions




Prime & Peel



UltraBond



DUNLOP
UltraBond
Adhesive



DUNLOP
Prime&Peel
Adhesive

Dunlop Adhesives and Dunlop carpet cushion: stick with proven performers



Dunlop Prime & Peel is a combination acrylic primer and adhesive, designed to be used in partnership with Dunlop's Double Bond carpet cushions. It is specifically formulated to act as both a subfloor primer, and as an adhesive for bonding the carpet cushion to most common interior subfloors.



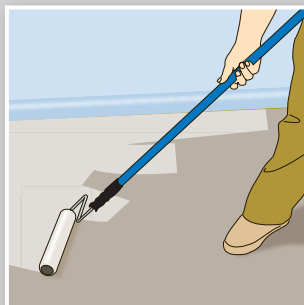
Dunlop UltraBond is a SBR Latex carpet adhesive which has been formulated to bond most primary and secondary backed carpets to Dunlop's Double Bond carpet cushions.

Both Dunlop Prime & Peel and UltraBond are made from solvent free water-based formulations, minimising the release of fumes and ensuring low odour characteristics.




Double Bond Installation Method Incorporating Dunlop Adhesives

Apply Dunlop Prime & Peel to the subfloor with either a short nap roller or squeegee as illustrated.



The carpet cushion is lowered onto Dunlop Prime & Peel.



The proven Dunlop Double Bond installation system maximises the carpet investment and removes the costly problem of having to re-stretch it as it wrinkles and wears with use. Installation with Dunlop's environmentally friendly water-based adhesives ensures that, once the cushion and carpet are laid in position, they stay bonded for the life of the carpet.

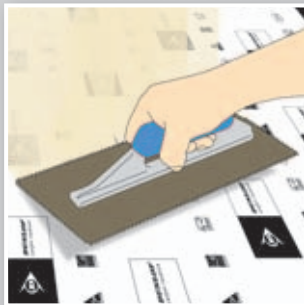
Sticking with an Environmentally Responsible Approach

Dunlop Flooring has consistently pursued a policy of environmental responsibility in its products and application systems.

Our 'new generation' water-based adhesives are the result of technological advances in materials and manufacturing processes that have enabled the elimination of solvents with no compromise in performance.



Dunlop UltraBond is then evenly applied using the specified 'V' notched trowel.



The carpet is lowered onto the adhesive. Ensure all carpet joints are seamed in accordance with the carpet manufacturer's specification. It is mandatory to use hot melt seaming tape.



Optimising Installation Performance

Dunlop Flooring seeks always to ensure that installation outcomes are of the highest performance quality available. In line with this, Dunlop's range of carpet cushions and adhesives have undergone extensive development and evaluation to ensure their combined use optimises the integrity of the double bond installation.

Dunlop Flooring warrants that the partnership of its carpet cushions and adhesives, and their application according to the instructions as prescribed, will enable the installer to achieve the highest quality result in their double bond installation. In support of this, and the adoption of single source purchasing, Dunlop Flooring will readily provide consultation and technical advice as appropriate.



CAUTION
Keep out of the reach of children

SWALLOWED

Do not induce vomiting. Immediately rinse mouth and then drink plenty of water. Keep at rest. Seek medical attention.

EYE

Wash affected eyes for at least 15 minutes under running water with eyelids held open. Seek medical attention.

SKIN

Wash thoroughly with soap and water. Remove contaminated clothing and wash before re-use.

INHALED

Keep patient calm and remove to fresh air. Seek medical attention if effects persist.

ADVICE TO DOCTOR

Treat symptomatically.

Carpet Cushion Preparation

The cushion should be removed from its plastic packaging and fully unrolled for a period of not less than three hours, or preferably, overnight. The cushion should be laid at 90 degrees to the intended run of the carpet, or if this is not possible, the joins must be offset by a minimum of 300mm.

Any exception to the above should be approved by Dunlop Flooring.

Ventilation

Implement effective ventilation before, during and after installation. Consider mechanical means to bring in fresh air and shorten completed installation curing times.

Surface Preparation

The first critical factor in achieving the desired standard of installation and performance is that the subfloor must be prepared in accordance with Australian/New Zealand Standard AS/NZS 2455.1:1995 Textile floor coverings – Installation practice Part 1: General, or other approved procedure if one has been specified.

All subfloor surfaces shall be dry, smooth, plain, sound and clean, free of wax, grease and other contaminants that inhibit adequate adhesion to the subfloor. The subfloor must be free from hydrostatic pressure or capillary action. The adhesive should not be used in excessive cold or hot conditions i.e. below 10° C or above 35° C.

Uneven or damaged floors should be repaired with a cementitious levelling compound. All subfloors should be tested for moisture content prior to surface application of adhesive.

Application of Dunlop Prime & Peel and Cushion

Apply Prime & Peel with a short nap roller and lay the cushion into the Prime & Peel whilst wet, or ensure the adhesive is completely tacked up to a 'touch dry' film. All joins must be close fitting when positioned. A light roller/broom should be used to attain a good transfer.

Note: Overly porous subfloors may require a double application of Prime & Peel. An overly porous subfloor can be defined as the top surface of concrete being very open or containing large pores. This subfloor is highly absorbent, acting as a sponge when adhesives are applied. This absorbent behaviour can affect an acceptable cohesion between cushion and subfloor. A simple porosity test is to apply several beads of water onto the subfloor. If the beads of water dissipate almost immediately the subfloor could be identified as overly porous.

Application of Dunlop UltraBond and Carpet

Because carpet backings and finishes vary widely (e.g. woven carpets, EVA, anti-static, etc) it is essential that Dunlop Flooring and the suppliers of the selected carpet be consulted for precise installation instructions.

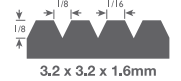
Apply UltraBond to the carpet cushion's top laminate with a 3.2 x 3.2 x 1.6mm 'V' notched trowel in a continuous "S" sweeping motion. Allow the adhesive to tack up for 10-20 minutes, depending on the atmospheric conditions. Correct tack up time can be determined by placing a small piece of floor covering into the adhesive. When the floor covering is pulled away, strings of adhesive will be apparent. If no tack or holding power has developed re-check every few minutes. Once the adhesive has tacked up proceed to lower the carpet, ensuring at ALL times good transfer. Roll installation as per the carpet manufacturer's recommendations. Do not allow traffic for 24 hours.

Note 1: It is mandatory to use specially engineered double bond hot melt seaming tapes for ALL Dunlop Double Bond carpet cushions.

Note 2: Shrinkage may occur with certain types of jute backed tufted or woven carpets. Please ensure to adjust installation techniques prior to the commencement of the installation. If the soft floor covering could be prone to shrinkage, Dunlop Flooring recommends consideration of its Secure Fix System.

Note 3: A trowel is a calibrated measuring device and must be carefully chosen and maintained. During use the trowel

will wear and clog with adhesive therefore it is good practice to wash and re-file the trowel when necessary to ensure that the correct spread rate of adhesive is achieved throughout the whole installation.



Dunlop Secure-Fix Double Bond Installation System

The Dunlop Secure-Fix Double Bond Installation System is an extension of the Dunlop Double Bond Installation System. Secure-Fix incorporates a hot melt seaming tape, and as required architectural gripper fixed at the perimeter.

Clean Up

Clean tools and equipment immediately with warm soapy water.

Health Hazard and First Aid

Refer to Material Safety Data Sheets.

Optimising Installation Performance

Dunlop Flooring seeks always to ensure that installation outcomes are of the highest performance quality available. In line with this, Dunlop's range of carpet cushions and adhesives have undergone extensive development and evaluation to ensure their combined use optimises the integrity of the double bond installation.

Dunlop Flooring warrants that the partnership of its carpet cushions and adhesives, and their application according to the instructions as prescribed, will enable the installer to achieve the highest quality result in their double bond installation. In support of this, and the adoption of single source purchasing, Dunlop Flooring will readily provide consultation and technical advice as appropriate.

All statements and technical information contained herein are based on tests we believe to be reliable but the accuracy thereof is not guaranteed. Users assume all risk and liability from the use of this product and must confirm the suitability thereof by their own test. Conditions of Sale contain a limited warranty against manufacturing defects.

DUNLOP UltraBond Adhesive CHARACTERISTICS AND PHYSICAL PROPERTIES

CHARACTERISTICS	PHYSICAL PROPERTIES	
Water Based	Appearance	Blue-ish
Solvent free	Flammability	Non flammable
Low odour	Base	SBR latex
High initial tack & final bond strength	Viscosity	88,000cps ± 10% at 25°C
Semi pressure sensitive bond	Solids	65% ± 1%
Non flammable	Specific gravity	Approx. 1.16
Spreads easily	Tack-up	Approx 15-20 minutes
Good water resistance	Coverage	Approx 2 to 3 m ² /ltr
Excellent aging resistance	Shelf life	12 months in unopened pail at 20°C
	Pail	10 Litres
	Pail weight	10kg ± 1%

DUNLOP Prime&Peel Adhesive CHARACTERISTICS AND PHYSICAL PROPERTIES

CHARACTERISTICS	PHYSICAL PROPERTIES	
Water Based	Appearance	Blue-ish
Solvent free	Flammability	Non flammable
Low odour	Base	Acrylic co-polymer
Permanently pressure sensitive	Viscosity	17,000cps ± 10%
Non flammable	Solids	40%
Spreads easily	Specific gravity	Approx. 1.00
Good water resistance	Coverage	7 to 9 m ² /ltr
Excellent aging resistance	Shelf life	12 months in unopened pail at 20°C
	Pail	10 Litres
	Pail weight	10kg ± 1%



Dunlop Flooring is a PACIFIC BRANDS Company
For further information contact Customer Service on:
AUS Tel: 1800 622 293 Fax: 1800 634 314
NZ Tel: 09 274 5789 Fax: 09 274 4721
Email: fservice@pacbrands.com.au or visit: www.dunlopflooring.com

