




DUNLOP
EXCELLAY

Dunlop Excellay is the best solution for conventional installation in commercial environments.



 **DUNLOP**[®] *carpet cushion*
COMFORT THAT LASTS



Dunlop Excellay carpet cushion is the best solution for **conventional installation** in commercial environments. Specially formulated to provide superior underfoot comfort and outstanding durability in high traffic areas.

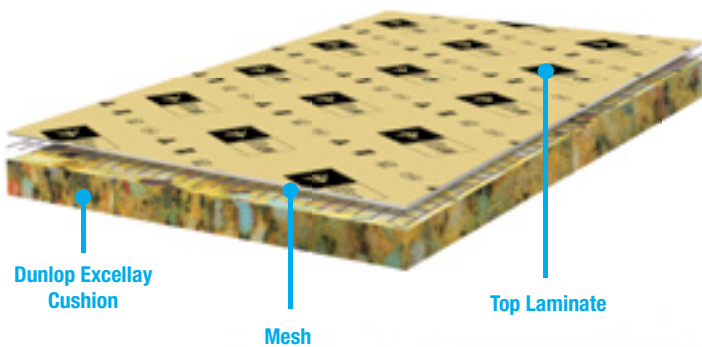
Applications:

Hotels, Conference Facilities, Theatres, Restaurants, Bars and Lounges, Public Spaces, Entertainment, Places of Worship.


AS 4288 —2003 Classification: **Luxury**

Excellay Technical Specifications

Density	120kg/m ³ Nominal
Thickness	7.0mm ± 0.3
Roll Length	10.0m
Roll Width	1800mm ± 5
Roll Size	18m ²
Roll Weight	15.0kg



Conventional Installation Method




Fit and fix the carpet gripper strips around the perimeter of the room. Lay the carpet cushion on the subfloor ensuring tight butt joints are secured with a pressure sensitive tape. Trim the excess carpet cushion to fit.



The carpet should be laid at 90° to the direction of the carpet cushion. Dunlop Flooring highly recommends the use of a hot melt silicone release seaming tape and an appropriate seam sealer for all carpet joins.



The carpet should be laid flat, taut and evenly tensioned in accordance with manufacturers recommendations.



Finishing touches may be added such as door edging strips to ensure a smooth finish with other carpets or flooring finishes.

All statements and technical information contained herein are based on tests we believe to be reliable but the accuracy thereof is not guaranteed. Users assume all risk and liability resulting from the use of this product and must confirm the suitability thereof by their own test. Conditions of Sale contain a limited warranty against manufacturing defects.

Dunlop Flooring guarantees the performance of their carpet cushion for the life of your carpet.

Dunlop Conventional Installation System

SITE INSPECTION AND REPORT

Installation Site

The contractor shall advise the purchaser, prior to installation, of the factors which can make the sub-floor unsuitable to receive the new carpet. Where the condition of the sub-floor can be practically determined, the contractor shall advise the purchaser of the necessary remedial work.

Exchange of Information

The contractor shall provide the following:

- (a) The manufacturer's description of the textile floor covering material to be installed.
- (b) The manufacturer's description of the type of carpet cushion to be used for the installation.
- (c) Where appropriate a description of accessories and fittings.
- (d) Where the condition of the sub-floor can be practicably determined by the contractor or where the contractor has previously advised the purchaser of necessary sub-floor preparation, the nature of any work required to the sub-floor.

Conditioning of Floor Coverings and Sub-Floor

Before the installation of the floor covering is commenced all sub-floors shall be dry, smooth, plain, sound and clean.

The carpet cushion should be removed from its plastic packaging and fully unrolled for a period of not less than three hours, or preferably overnight.

The carpet cushion should be laid at 90 degrees to the intended run of the carpet, or if this is not possible, the joins must be offset by a minimum of 300mm. Any exception to the above should be approved by Dunlop Flooring.

Conventional Installation

This system may be used with most types of textile floor coverings with the exception of foam backed types, fibre bonded types without pile and modular tiles.

For all textile floor coverings where any dimension in the area to be covered is more than 7m in any direction, one row of a commercial grade carpet gripper or two rows of a residential grade carpet gripper shall be used.

The textile floor covering shall be installed as follows:

- (a) Make sure the floor and walls form a right angle to each other to allow correct fitting of carpet gripper.
- (b) Fit and fix carpet gripper around the entire perimeter of the area to be fitted (with the exception of doorways), leaving a gully between the carpet gripper and the wall of not more than 60% of the thickness of the textile floor covering being installed, unless otherwise specified by the textile floor covering manufacturer.
- (c) On timber sub-floors, fix the carpet gripper strips with annular ringed nails; or on monolithic sub-floors, fix the carpet gripper strips with:
 - hardened steel core nails,
 - by drilling and plugging,
 - by an appropriate adhesive,
 - a combination of these methods.
- (d) Fix carpet gripper strips at maximum intervals of 15cm, and at a maximum of 3.5cm from each end. Fix carpet gripper strips less than 7cm in length in a minimum of two places.
- (e) Carpet gripper strips shall not be fitted across door openings except where textile coverings about a floor covering of a different type, and a suitable door bar is fitted.
- (f) Lay the carpet cushion loose with tight butt joins secured by applied pressure sensitive tape with a minimum width of 50mm. Run the tape continuously down the butted carpet cushion seams and joins. On timber floors use stapling or some other method of fixing to prevent movement. The installation of the textile floor covering should proceed in accordance with AS/NZS 2455.1:1995.

Note: Dunlop Flooring highly recommends the use of its seaming board for all hot melt taped joins.













Completion of Installation

The whole work area shall be cleared of tools and waste, and the job shall be examined for lumps and tightness. All stay nails shall be removed.

DUNLOP[®] *carpet cushion*

COMFORT THAT LASTS

Features & Benefits

- | | | | |
|--|--|---|--|
|  | Makes carpet feel richer, thicker and more luxurious |  | Green Label accredited for indoor air quality |
|  | Improves acoustics by reducing noise transfer |  | Ultra-Fresh treated to reduce mould, mildew and dust mites |
|  | Acts as a thermal insulator |  | Environmentally friendly, 100% recyclable |
|  | Improves carpet appearance and retention |  | Australian Made |
|  | Extends the life of your carpet |  | Guaranteed for the life of the carpet |
|  | Suitable for all floor types including heated slabs |  | Meets Australian Standards AS 4288-2003 for soft underlays |

DUNLOP[®] *flooring*

www.dunlopflooring.com

Dunlop Flooring is a PACIFIC BRANDS Company

Contact Customer Service on:
Phone: 1800 622 293 Fax: 1800 634 314
Email: fservice@pacbrands.com.au